

# MAXON®



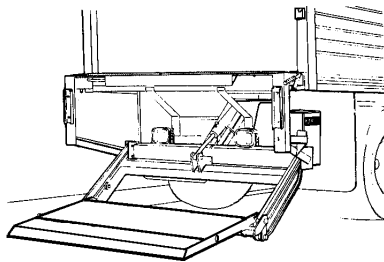
# TUK-A-WAY®

LIFTGATE SERIES

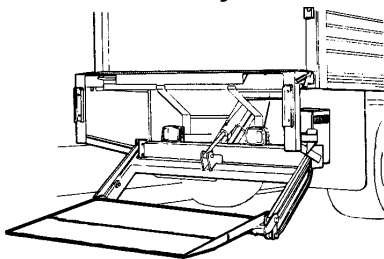
Models: 72-25 & 72-30

## SPECIFICATIONS

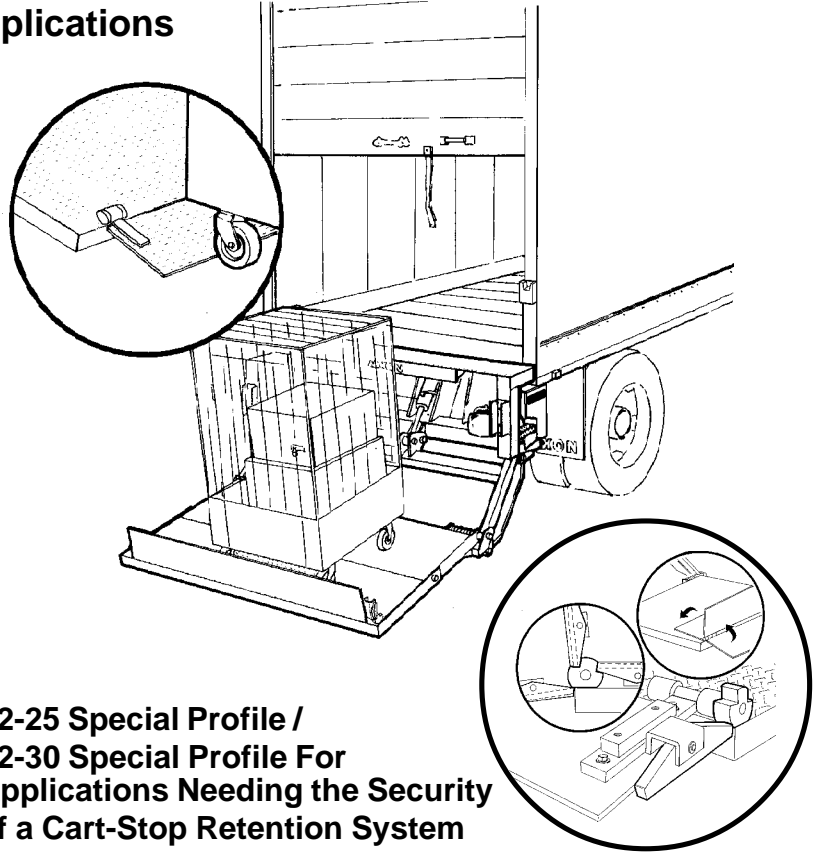
- Wide-Arm, Low Maintenance
- General Purpose Freight Applications
- Standard Ride



**72-25 / 72-30**  
The Industry Standard



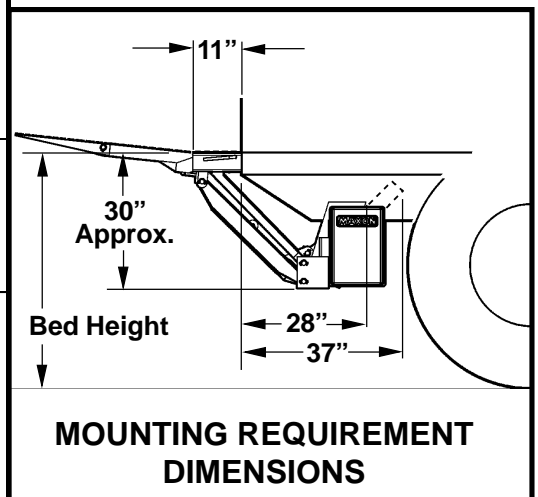
**72-25 Wedge / 72-30 Wedge**  
Continuous Taper for Easy Loading/Unloading



**72-25 Special Profile / 72-30 Special Profile** For Applications Needing the Security of a Cart-Stop Retention System

**Cart-Stop Retention Locking Device** allows 3 positions: **Folded, Retaining, and Ramped.**

MODEL (CAPACITY)	PLATFORM	RAMP	TOTAL WEIGHT	BED HEIGHT
72-25 (2500 LBS)	35" x 72"	5"	699 LBS	42" Min. w/Body Laden
72-30 (3000 LBS)			718 LBS	54" Max. w/Body Unladen
72-25 WEDGE (2500 LBS)	40" x 72" WEDGE	N/A	701 LBS	48" Min. w/Body Laden
72-30 WEDGE (3000 LBS)			720 LBS	54" Max. w/Body Unladen
72-25 Special Profile (2500 LBS)	40" x 72"	N/A	745 LBS	42" Min. w/Body Laden
72-30 Special Profile (3000 LBS)			760 LBS	54" Max. w/Body Unladen

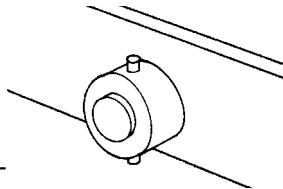


## ◆ SELF-LUBRICATED BEARINGS

The 72-25/30 Series™ models have self-lubricated bearings on all ten (10) load bearing plated pins, for a long grease free life.

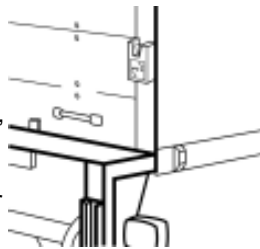
## ◆ REPLACEABLE PINS

MAXON does not use hardened pins in its products, because as a hardened pin wears through, the parts on either side of it become worn and can eventually need replacing. The MAXON design incorporates larger bearing surfaces which allow easy replacement of just the pins before other parts become damaged.



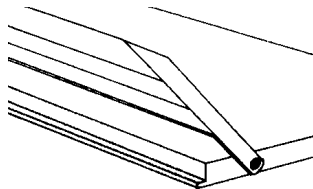
## ◆ ELECTRIC CONTROL STATION WITHIN EASY REACH WHILE RIDING ON PLATFORM

The Electric Control Station is standard on 72-25 model. It is a fully integrated plug-in system and is potted for resistance to vibration, as well as weather resistant. It is mounted on the corner post of the body for ease of operation whether standing on the ground or riding the platform.



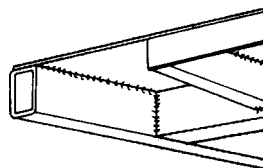
## ◆ FULL LENGTH FLIP-OVER SUPPORT

MAXON uses a full-length, formed steel shelf to support the flip-over, eliminating the potential for buckling at the platform/flipover seam.




## ◆ HEAVY-DUTY EXTENSION PLATE

MAXON's extension plates are made from high strength 1/4" thick diamond plate, supported by heavy duty tubing and channel to prevent deflections from loads.



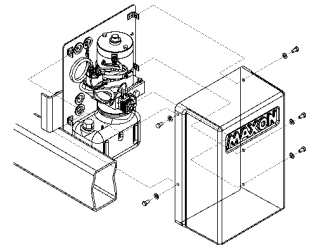
## ◆ DIRECT SPRING

The exclusive MAXON design uses a direct torsion spring to assist the operator in opening the platform and flip-over sections. Operator effort is reduced by 1/3 compared to indirect springs used on other lift gates. The direct spring is factory set and is virtually maintenance free in normal use.



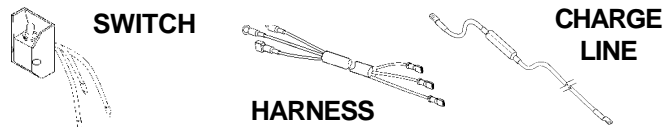
## ◆ POWER UNIT

A redesigned Power Unit, with standard components, provides better access for maintenance. Sealed cover and grommets protect the pump motor from dust and water.



## ◆ STATE OF THE ART ELECTRICAL SYSTEM

Your Liftgate comes with a standard weathertight switch and harness assembly that incorporates modular connections for ease of assembly and replacement. It also has a 200 Amp inline fuse in the charge line.



## ◆ BUILT-IN SNUBBER

MAXON's proprietary structural design holds the Tuk-A-Way's folded platform snug and tight while the vehicle is in transit. This eliminates the need for additional cost "snubber" options to keep the liftgate from bouncing, causing pre-mature wear and damage to the lift.

## ◆ SUPERIOR COATING PROCESS

MAXON's exclusive coating process has twice the corrosion resistance of primer and paint alone. This finish is unequalled in the industry for quality and durability.

## OPTIONAL FEATURES

- Heavy-Duty Dock Bumpers
- Heavy-Duty Dock Bumpers w/Built-In 2 Step
- Dock Bumper Rubber Pads
- Street Side Controls
- Power Down
- Cab Cut-Off

Distributed By:

M137-0104